

Operation and Care of V&P Scientific's RPM Meter

OPERATION

Finding the RPM of a Tumble Stirrer


1. Turn on the tumble stirrer and place the RPM probe perpendicular to the magnet and press the red button.



2. Ramp the tumble stirrer to the desired RPM. We recommend logging this position on the speed control knob. However you should be aware that if the load increases on the tumble stirrer motor the RPM count will decrease proportionately to the increased load. The reverse is also true, so it is wise to keep checking with the RPM meter and not totally relying on the speed knob position for accurate RPM determination.

Finding the RPM of a Bubble Paddle Reservoir

1. Sandwich together two magnets onto the bubble paddle.
(Magnet part number VP 783N42C-6-2)



2. Turn on the stirrer and place the RPM probe over the magnets.
*****DO NOT PUT RPM METER PROBE IN LIQUID*****
3. Ramp up your tumble stirrer to the desired RPM. We recommend logging the position of the speed control knob.

If assistance is required, contact:

V&P Scientific, Inc.

Ph: 858-455-0643

sales@vp-sci.com


PRODUCT MAINTENANCE

Replacing the Battery (Battery Type A23, 12 Volt)


1. Unscrew all four screws with a Phillips head screwdriver.



2. Gently remove the top panel to expose the inside of the RPM meter. The top panel is attached to the box, be careful not to pull any wires out of place. You will find the battery mounted to a white platform.



3. Slide out the white platform to replace the battery. Be careful not to pull any wires out of place.



4. Once you have replaced the battery, place the white platform back into the box, put the top panel back over the box and screw down the four screws with the Phillips head screwdriver.

WARRANTY

V&P Scientific, Inc. warrants this product to be free from defects in material and workmanship when used under normal laboratory conditions for one year. This warranty begins from the date of delivery by V&P Scientific.

In the event this product fails under normal laboratory conditions within the specified period of time because of a defect in material or workmanship, V&P Scientific will, at its option, repair or replace the product. Damage to the product caused by user negligence is not covered.

Please keep the special shipping carton in case the unit needs to be shipped back to V&P Scientific. Please contact V&P Scientific at the address below for return authorization and shipping instructions.

This warranty is made in lieu of other warranties expressed or implied including the warranties of merchantability and fitness for a particular purpose. V&P Scientific shall not be liable for loss or damages arising from the use of these products nor for consequential damages of any kind.