



Spillway Reservoirs VP 549ETOH-6 and VP 549H2O-6
Instructions for switching inlet/outlet fittings from the front of reservoir to the sides




With a hex wrench remove the set screw "plugs" from the side port holes:



Remove fitting from front and move to hole in the side where plug used to be. Then place set screw plug into front hole.



Use elbow hose barb fittings for tubing attachment to the side ports and straight hose barb fittings for tubing attachment to the front ports.



Place on robot deck as needed.

